

KS2 English

You are visiting your penpal Thomas who lives in Belfast. You arrive at Central Station and need to use his letter giving you directions to his house.

Read the letter and use it to answer the following questions.

Dear penpal,


I'm so excited to welcome you to my house in Belfast. Once you arrive in Central Station just follow these directions. Use the Metro bus stop opposite the station and climb aboard the 4a bus service. If you are paying by cash the journey will cost £1.70 or if you have a Metro Smartlink card it will be just £1.10. The bus is very regular – every 10 or 15 minutes. Check the timetable at the bus stop to know how long you have to wait. The Metro bus is pink and if it's a double-decker bus it is fun to sit upstairs. Sit on the left side of the bus by the window – there's plenty to see on your journey to my house.

You will travel over the bridge and past an old church. You will then come to a row of shops before the traffic lights. At the traffic lights, the bus driver will turn right and past the big shopping centre. Look out the window and you will now see lots of houses and a school. Once you pass the fire station it will nearly be time to get off the bus. Wait until the bus passes Greenwood Primary School then press the buzzer to let the driver know you want to get off at the next stop.

If you do get the double-decker bus, carefully climb down the stairs of the bus and wait until the driver stops at the bus stop. It's always nice to say thank you to the bus driver as you get off. At the bus stop, walk towards the petrol station and take the first street on the left. It's called Hillmount Street. Walk about 100m and my house is number 53. My dad's big blue bicycle will be parked outside the front door.

I can't wait to meet you. Mum says we are going to take the train to Bangor and get ice cream.

Hope you enjoy the journey!
Thomas



- **What Metro bus service number should you catch to travel to see Thomas?**

.....

- **How much money could you save if you used a Smartlink travel card instead of cash to pay for your journey?**

.....

- **How often will the bus arrive at the stop?**

.....

- **What colour is the Metro bus?**

.....

- **If it's a double-decker bus, what does Thomas say you should do?**

.....

- **What direction should the bus turn at the traffic lights?**

.....

- **When do you know it's nearly time to get off the bus?**

.....

- **How should you let the driver know you want to get off at the next bus stop?**

.....

- **What should you say to the driver as you get off the bus?**

.....

- **How will you know you have reached Thomas' house?**

.....

- **How will you travel with Thomas to Bangor for ice cream?**

.....



KS2 English

Bus and train passengers can use travel cards to make their journeys. They simply scan the travelcard either onboard the bus or as they pass through the ticket barrier at the train station.

Travelcards mean it is cheaper for passengers to travel compared to paying by cash. They can 'top-up' or 'load' their travelcard with journeys in many shops and stations across Northern Ireland.

Using the following blank page, design a colourful poster showing a new travelcard for bus passengers.

Think about

- A suitable name for the travelcard
- An eye-catching design
- What the travelcard will be used for







KS2 English

Look at the word search square below. Circle the travel words hidden within it. Use the list of hidden words beneath to help you.

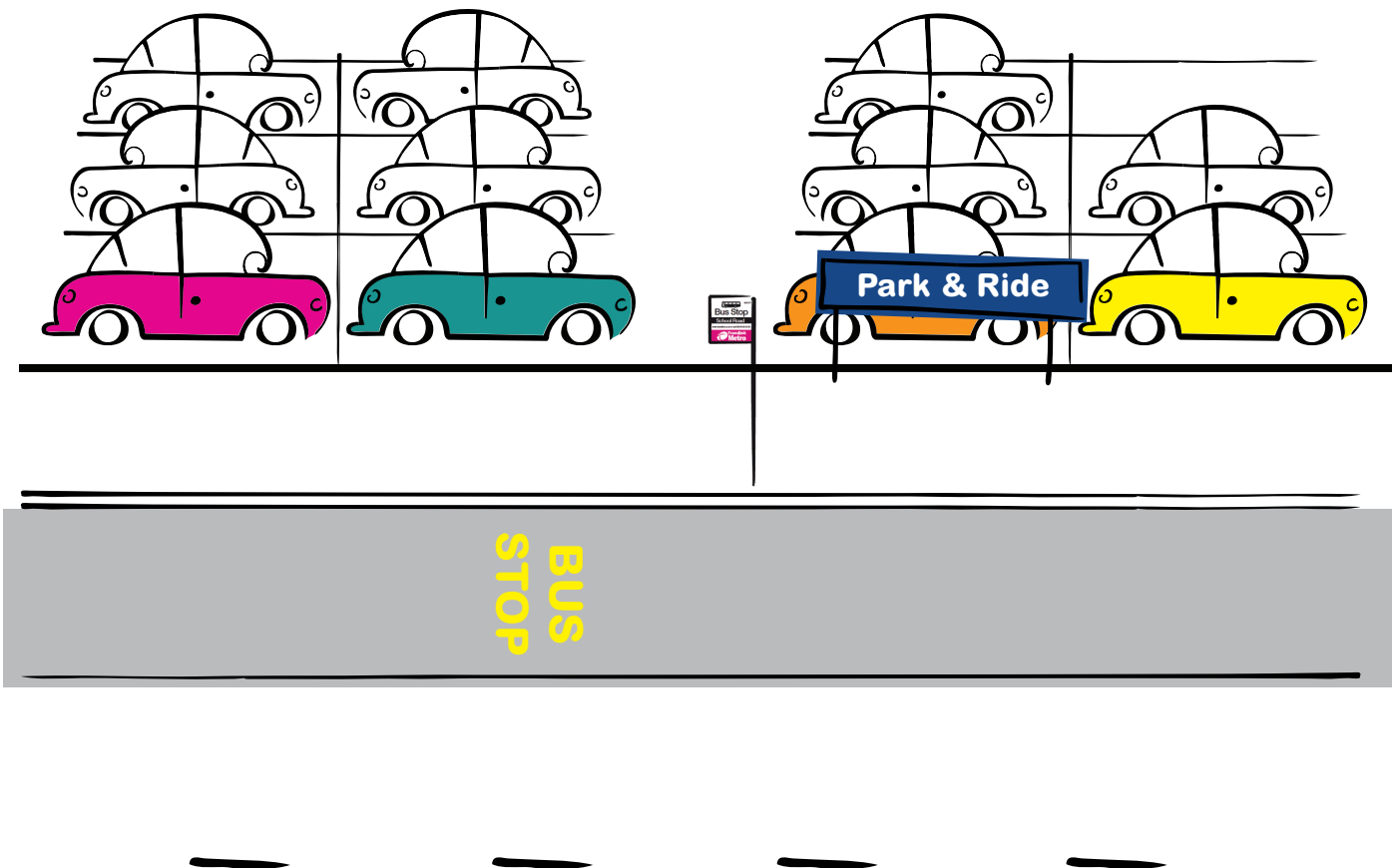
R	S	L	M	D	B	C	O
S	A	T	R	A	I	N	K
T	Z	I	G	F	S	L	D
A	X	C	L	O	A	E	R
T	T	K	L	W	O	L	I
I	S	E	S	D	A	C	V
O	P	T	U	I	N	Y	E
N	Q	B	B	J	T	C	R

- Bus
- Ticket
- Railway
- Cycle
- Station
- Walk
- Driver
- Train



KS2 Maths

Look at the picture below

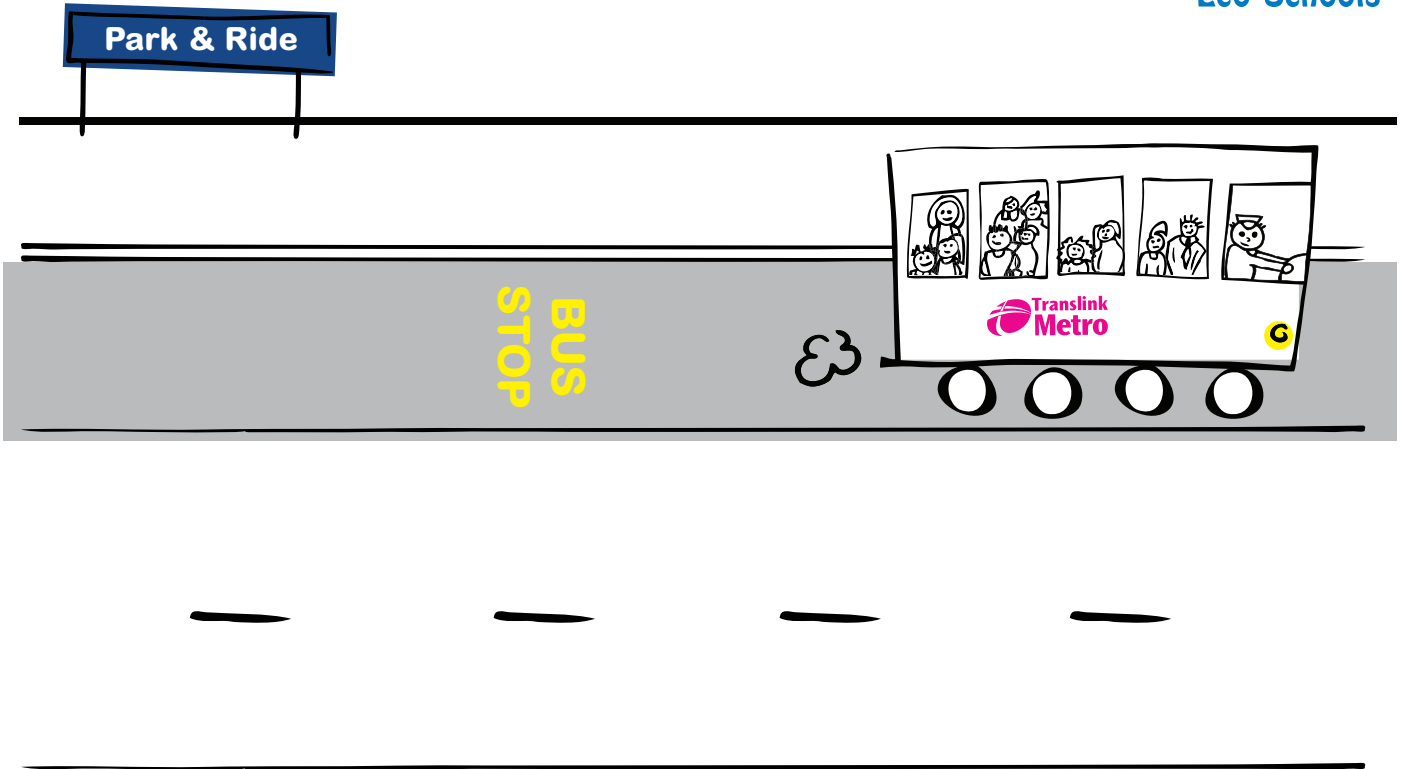


This is a picture of a Park and Ride site. People can park their cars here for free and catch the bus to take them into the city using special bus lanes.

People using this service save money because the bus journey is cheaper than paying for expensive city centre car parking and petrol for the car.

It also means their journey is faster as buses can use special bus lanes instead of sitting in traffic jams caused by too many cars on roads especially in the morning and evening rush hour traffic. It's also better for our planet as it means less pollution in our towns and cities.





- How many cars has this Park and Ride site taken off the roads, helping to reduce traffic jams?

.....

- What sort of things can people do as a passenger on board the bus that they can't do when driving a car?

.....

It costs £1.10 per single journey using the park and ride bus.

It costs £10.50 to park the car in the city centre for one day.

- How much money can someone save each day by using the Park and Ride service instead of driving and parking in the city centre? – Remember, two park and ride journeys will be required each day so that passengers get back to their cars.

.....

KS2 Maths

What are the benefits of Smartlink cards?



Tom and his friend Bert travel together everyday to and from school using the Ulsterbus. They both travel to and from Sunshine School on the same bus Monday – Friday.

- How many journeys do they each make to and from school every week?

.....

Tom uses his Ulsterbus Smartlink Travelcard to pay for his school journeys. At the end of the week Tom has spent £11 on travel to and from school.

- What is the cost of each of Tom’s single journeys to or from school?

.....

Bert uses cash everyday to pay for his journeys. At the end of the week Bert has spent £19 on travel to and from school.

- What is the cost of each of Bert’s single journeys to or from school?

.....

- Which way is cheaper for travel to and from school every week?

.....

- How much money can be saved per week?

.....